

# CANON AE-1 PROGRAM CANON BLACK AE-1 PROGRAM

REF. NO. C12-1421,2

## CONTENTS

	PAGE	ADDRESS
WINDING LEVER & REWIND CRANK .....	1	A-7,8
TOP COVER .....	2	A-9,10
COVERS .....	3	A-11,12
FILM COUNTER & ELECTRIC PARTS UNIT .....	4	A-13,14
FINDER PARTS .....	5	B-1,2
BODY MOUNT & MIRROR MECHANISM .....	6	B-3,4
FRONT PANEL (MIRROR BOX) .....	7	B-5,6
AE UNIT & AUTO DIAPHRAGM UNIT .....	8	B-7,8
REWIND FORK & CONNECTING LEVER .....	9	B-9,10
SPOOL & SPROCKET .....	10	B-11,12
BASE, WINDING .....	11	B-13,14
SHUTTER .....	12	C-1,2
SHUTTER .....	13	C-3,4
ELECTRIC PARTS UNIT .....	14	C-5,6
WIRING DIAGRAM .....	15	C-7,8
ELECTRIC PARTS LIST .....	16	C-9
ELECTRIC PARTS LIST .....	17	C-10
INDEX OF PARTS NUMBERS .....	18	C-11

'81.3.

CANON AE-1 PROGRAM SERVICE PARTS POLICY

1. THE POLICY OF CAMERA SERVICE, TOKYO, IS TO STOCK ALL PARTS NECESSARY TO EFFECT EFFICIENT ECONOMICAL SERVICE. IT IS NEITHER NECESSARY NOR TECHNICALLY FEASIBLE TO STOCK SEPARATELY EVERY PART THAT GOES INTO EACH PRODUCT.

IN ESTABLISHING THE SPARE PARTS LIST, WE CONSIDER REPAIR DIFFICULTY, LABOR COST, SPECIAL TOOL REQUIREMENTS AND INDIVIDUAL PARTS Vs. ASSEMBLED UNIT COST TO DETERMINE IN WHICH FORM PARTS WILL BE STOCKED.

2. A RECENT REVIEW HAS SHOWN THAT IT IS MORE ECONOMICAL AND ADVANTAGEOUS TO THE CUSTOMER, THE SERVICE FACILITY AND US TO STOCK INDIVIDUAL PARTS UNLESS THERE IS AN OVERRIDING REASON FOR STOCKING PRE-ASSEMBLED UNITS.

THE UNITS LISTED BELOW ARE STOCKED AS UNITS BECAUSE THEY REQUIRE TOOLS OR TECHNICIANS NOT NORMALLY AVAILABLE AT FIELD SERVICE LEVEL.

CG9-2504-000	SPOOL GEAR UNIT	CY1-1070-000	2ND CURTAIN SPRING DRUM
CG9-2525-000	A-M CONTACT ASSY	CY1-1071-000	1ST CURTAIN SPRING DRUM
CG9-2526-000	SHAFT, SPROCKET	CY1-1072-000	LEVER, 2ND CURTAIN RELEASE
CG9-2594-000	WINDING UNIT	CY1-1073-000	2ND CURTAIN BRAKE UNIT
CG9-2597-000	BATTERY CHECK UNIT	CY1-1074-000	MAGNET, AE
CG9-2601-000	LEVER, WINDING	CY1-1075-000	BODY
CY1-1002-000	CURTAIN, SHUTTER	CY1-1076-000	BUTTON, SHUTTER
CY1-1005-000	DRUM, 2ND CURTAIN	CY1-1077-000	COUPLER, SHUTTER DIAL
CY1-1030-000	DRUM, 1ST CURTAIN	CY1-1078-000	RECORDER DRIVER UNIT
CY1-1066-000	BATTERY CONTACT UNIT		

IN ADDITION TO THE ABOVE, WHICH ARE STOCKED ONLY AS UNITS, SOME INDIVIDUAL PARTS ARE STOCKED FOR THE FOLLOWING UNITS IN ADDITION TO THE UNIT.

CG1-0054-000	PALM GRIP ASSY	CG9-2501-000	CONNECTING LEVER UNIT
CG1-0121-000	SHUTTER UNIT	CG9-2502-000	SLIDE LEVER
CG1-0123-000	AE UNIT	CG9-2593-000	FILM COUNTER UNIT
CG1-0124-000	ELECTRIC PARTS UNIT	CG9-2595-000	TOP COVER UNIT
CG1-0126-000	MAGNET UNIT	CG9-2596-000	TOP COVER UNIT (BL)
CG1-0128-000	BACK COVER UNIT	CG9-2598-000	REWIND CRANK UNIT
CG1-0151-000	MIRROR MECHANISM	CG9-2599-000	REWIND CRANK UNIT (BL)
CG1-0807-000	AUTO DIAPHRAGM UNIT	CY1-1013-000	MIRROR UNIT

3. INDIVIDUAL ELECTRICAL COMPONENTS WHICH MAY REQUIRE REPLACEMENT ARE STOCKED. OTHERS ARE LISTED ON THE SCHEMATIC WITH THEIR SPECIFICATIONS.

4. THE SPARE PARTS LIST IS ADJUSTED PERIODICALLY TO INSURE THE NECESSARY PARTS ARE ALWAYS AVAILABLE, AND UNNECESSARY PARTS ARE REMOVED FROM THE STOCK LIST.


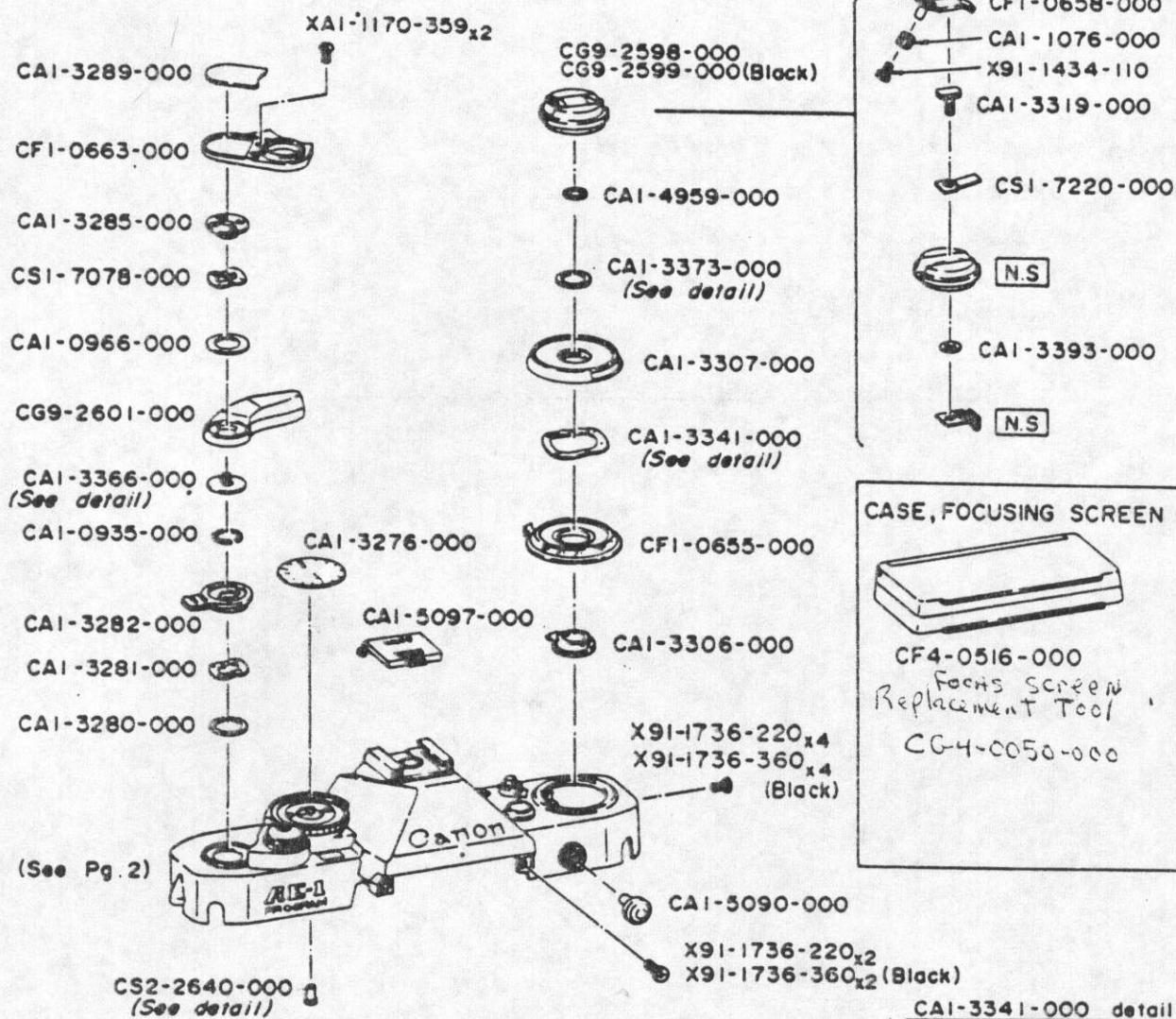
5. SOME PARTS IN THE EXPLODED VIEWS HAVE A KEY NUMBER, N-1, N-2, ETC. RATHER THAN A PART NUMBER. THESE ARE PARTS THAT ARE VERY SELDOM, IF EVER, NEEDED FOR REPAIR. IN THEIR "CLASS" COLUMN THEY HAVE AN "S". THESE PARTS ARE NOT STOCKED, BUT CAN BE ORDERED IF NEEDED. APPROXIMATELY THREE MONTHS ARE REQUIRED TO DELIVER THIS CLASS OF PARTS SINCE THEY ARE ORDERED FROM THE FACTORY. ASSEMBLIES SHOWN WITH THE N.S. MARK ARE SHOWN FOR CLARITY ONLY. THEY ARE NOT STOCKED IN THE FORM SHOWN.

6. THE PARTS STOCKED AS SERVICE PARTS ARE NOT ALWAYS EXACTLY THE SAME PART USED ON THE ASSEMBLY LINE, BUT THEY ARE PROPERLY INTERCHANGEABLE (SCREWS, WASHERS, LEAD WIRE, ETC.)



# CANON AE-1 PROGRAM CANON BLACK AE-1 PROGRAM

REF. NO. CI2-1421,2



CAI-3341-000 detail

A	SIZE
	0.10mm (010)
	0.15mm (015)

CS2-2640-000 detail

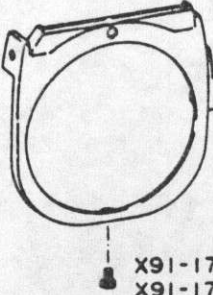
A	SIZE
	0.3mm (003)
	0.5mm (005)
	0.7mm (007)

CAI-3373-000 detail

A	SIZE
	0.05 mm (005)
	0.10 mm (010)
	0.20 mm (020)

CAI-3366-000 detail

A	SIZE
	5° (050)
	6° (060)



キヤノン AE-1 プログラム、サービス部品について

サービス部品は、修理上の精度、工数、コスト、部品の使用頻度等、諸々の事由を勘案し、設定している。

特にユニット部品の構成単部品の中、使用頻度の少ないものは、サービス部品とはしない。

キヤノン AE-1 プログラム、においては、次のような部品設定とする。

下記部品はユニットのみをサービス部品とする。

CG9-2504-000	スプールギヤユニット	CY1-1070-000	後幕スプリングドラム
CG9-2525-000	A-M 接片	CY1-1071-000	先幕スプリングドラム
CG9-2526-000	スプロケット軸	CY1-1072-000	後幕解除レバー
CG9-2594-000	捲上ユニット	CY1-1073-000	後幕ブレーキユニット
CG9-2597-000	バッテリーチェックユニット	CY1-1074-000	AE マグネット
CG9-2601-000	巻上レバー	CY1-1075-000	本体
CY1-1002-000	シャッター幕	CY1-1076-000	シャッターボタン
CY1-1005-000	後幕ドラム	CY1-1077-000	TV ダイヤル軸
CY1-1030-000	先幕ドラム	CY1-1078-000	D/D ユニット
CY1-1066-000	バッテリーコンタクトユニット		

下記部品はユニット及び使用頻度の高いと考えられる部品をサービス部品とする。

CG1-0054-000	バームグリップ	CG9-2501-000	連絡レバー
CG1-0121-000	シャッターユニット	CG9-2502-000	スライドレバー
CG1-0123-000	AE ユニット	CG9-2593-000	フィルムカウンターユニット
CG1-0124-000	電気部品ユニット	CG9-2595-000	上部カバーユニット
CG1-0126-000	マグネットユニット	CG9-2596-000	上部カバーユニット(BL)
CG1-0128-000	背蓋ユニット	CG9-2598-000	巻き戻しクランクユニット
CG1-0151-000	ミラー作動ユニット	CG9-2599-000	巻き戻しクランクユニット(BL)
CG1-0807-020	自動絞りユニット	CY1-1013-000	ミラーユニット

電気系子は、一部のものを除き、サービス部品としないが修理時のチェックは、出来るよう定格は、明示している。

※ 当初、サービス部品設定されない部品でも状況に応じ、サービス部品として追加することもある。

※ AE-1 プログラムの分解図上、N1、N2 ……等の表現は通常の修理ではほとんど使用されない。又損傷しないと思われるものである。

これらについてはパーツリスト上、部番の頭に分解図と同じN番号を付し、A~E係数は「S」とした。

これらの部品はカメラサービス課には在庫しない。従って、原則として受注後3ヶ月後に出荷する。

※ ユニットの一部でサービス部品としてないものは N.S マークをつけてある。



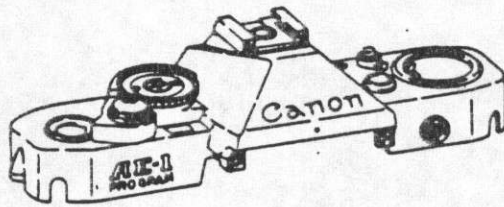
## PARTS LIST

## WIRING LEVER &amp; REWIND CRANK

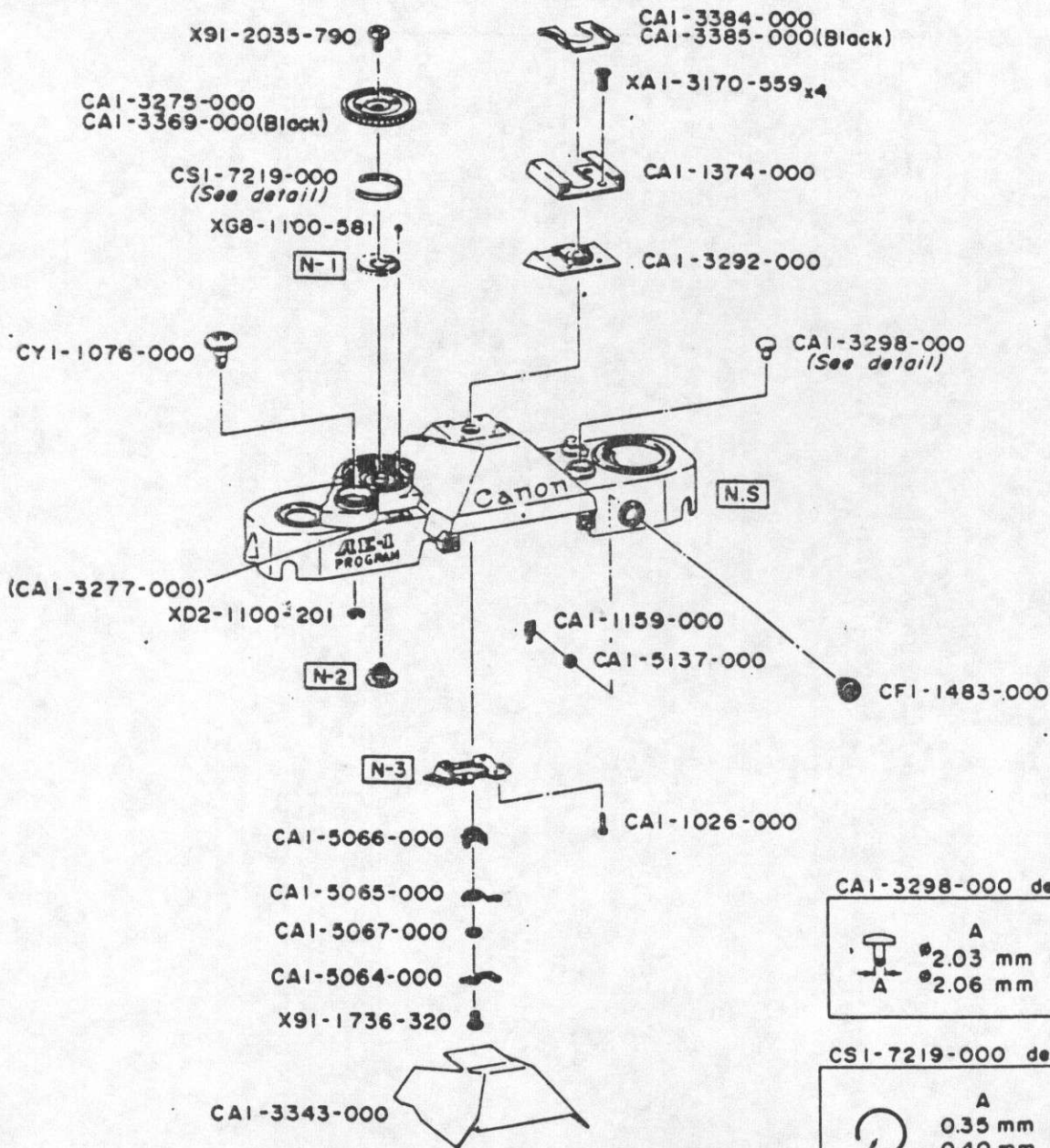
MARK	PART NO.	CLASS	QTY	DESCRIPTION
	CA1-0935-000	B	1	C RING
	CA1-0966-000	D	1	WASHER
	CA1-1076-000	E	1	KNOB, REWIND CRANK
	CA1-3276-000	A	1	DIAL, SHUTTER SPEED
	CA1-3280-000	E	1	RING, SEAL
	CA1-3281-000	D	1	WASHER, SPRING
	CA1-3282-000	B	1	LEVER, SL
	CA1-3285-000	C	1	NUT, PIN FACE
	CA1-3289-000	B	1	CUSHION, FINGER REST
	CA1-3306-000	E	1	COUPLING, ASA DIAL
	CA1-3307-000	B	1	COVER, ASA DIAL
	CA1-3319-000	B	1	SCREW, REWIND CRANK
	CA1-3341-000	D	1	WASHER, SPRING
	(ENTER SIZE WHEN ORDERING, SEE DETAIL)			
	CA1-3366-000	D	1	SEAT, WINDING
	(ENTER SIZE WHEN ORDERING, SEE DETAIL)			
	CA1-3373-000	C	1	WASHER, ASA
	(ENTER SIZE WHEN ORDERING, SEE DETAIL)			
	CA1-3393-000	C	1	WASHER, RUBBER
	CA1-4959-000	B	1	C RING
	CA1-5090-000	B	1	CAP, PC TERMINAL
	CA1-5097-000	A	1	COVER, HOT SHOE
	CF1-0516-000	E	1	CASE, FOCUSING SCREEN
	CF1-0651-000	B	1	FRONT COVER UNIT
	CF1-0655-000	C	1	DIAL, ASA
	CF1-0658-000	D	1	CRANK, REWIND
	CF1-0663-000	C	1	REST, FINGER
	CF1-0665-000	B	1	FRONT COVER UNIT (BL)
	CG9-2598-000	B	1	REWIND CRANK UNIT
	CG9-2599-000	B	1	REWIND CRANK UNIT (BL)
	CG9-2601-000	B	1	LEVER, WINDING
	CS1-7078-000	C	1	WASHER, SPRING
	CS1-7220-000	E	1	SPRING, DETENT
	CS2-2640-000	D	1	SHAFT, SHUTTER BUTTON
	(ENTER SIZE WHEN ORDERING, SEE DETAIL)			
	XA1-1170-359		2	SCREW, CROSS-RECESS, PH
	X91-1434-110		1	SCREW, CROSS-RECESS, PH
	X91-1736-220		10	SCREW, CROSS-RECESS, PH
	X91-1736-360		10	SCREW, CROSS-RECESS, PH

# CANON AE-1 PROGRAM CANON BLACK AE-1 PROGRAM

REF. NO. C12-1421,2



CG9-2595-000  
CG9-2596-000(Black)



CAI-3298-000 detail

	A	SIZE
	2.03 mm	(003)
	2.06 mm	(006)

CSI-7219-000 detail

	A	SIZE
	0.35 mm	(035)
	0.40 mm	(040)
	0.45 mm	(045)

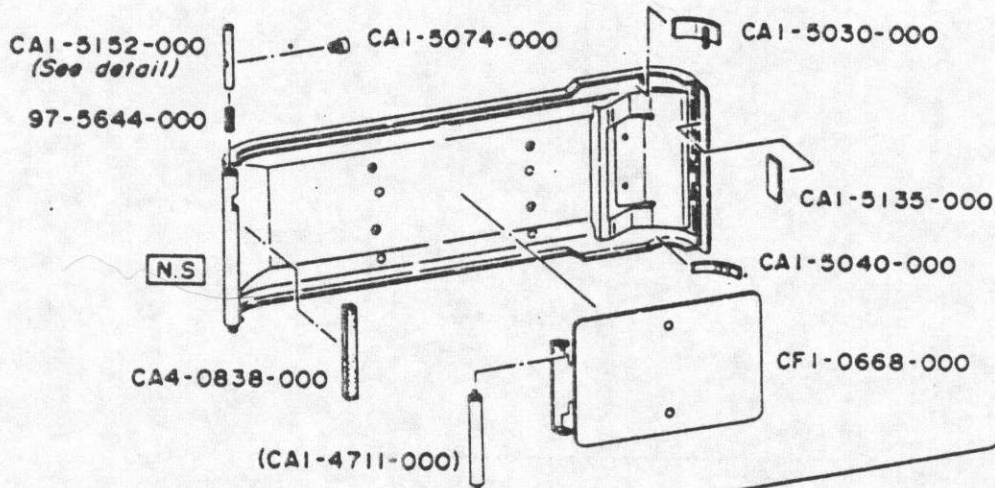


## PARTS LIST

## TOP COVER

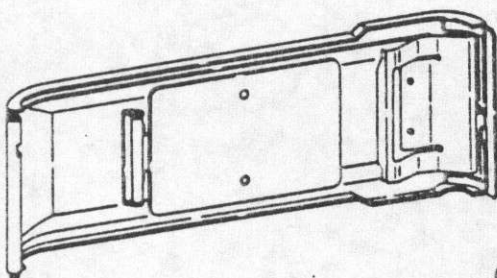
MARK	PART NO.	CLASS	QTY	DESCRIPTION
	CA1-1026-000	E	1	PIN
	CA1-1159-000	C	1	CONTACT, PC
	CA1-1374-000	B	1	SHOE, ACCESSORY
N-1	CA1-3273-000	S	1	PLATE, DETENT
	CA1-3275-000	B	1	KNOB, SHUTTER SPEED
	CA1-3277-000	C	1	WINDOW
N-3	CA1 3292-000	B	1	BASE, ACCESSORY SHOE
	CA1-3293-000	S	1	PLATE, MOUNTING
	CA1-3298-000	D	1	BUTTON B.C.
	(ENTER SIZE WHEN ORDERING, SEE DETAIL)			
	CA1-3343-000	D	1	SHEET, INSULATING
	CA1-3369-000	B	1	KNOB, SHUTTER SPEED (BL)
	CA1-3384-000	C	1	SPRING, PLATE
	CA1-3385-000	C	1	SPRING, PLATE (BL)
	CA1-5064-000	E	1	CONTACT, SHOE
	CA1-5065-000	E	1	CONTACT, SHOE
	CA1-5066-000	E	1	HOLDER, CONTACT
	CA1-5067-000	E	1	INSULATOR
	CA1-5137-000	D	1	INSULATOR
	CF1-1483-000	E	1	TERMINAL, PC
	CG9-2595-000	B	1	TOP COVER UNIT
	CG9-2596-000	B	1	TOP COVER UNIT (BL)
	CS1-7219-000	E	1	SPRING
	(ENTER SIZE WHEN ORDERING, SEE DETAIL)			
N-2	CY1-1076-000	E	1	BUTTON, SHUTTER
	CY1-1077-000	S	1	COUPLER, SHUTTER DIAL
	XA1-3170-559		4	SCREW, CROSS-RECESS, FCH
	XD2-1100-201		1	E RING
	XG8-1100-581		1	BALL, STEEL
	X91-1736-320		1	SCREW, CROSS-RECESS, PH
	X91-2035-790		1	SCREW, SLOTTED FFH

CANON AE-1 PROGRAM REF. NO. C12-1421,2  
 CANON BLACK AE-1 PROGRAM

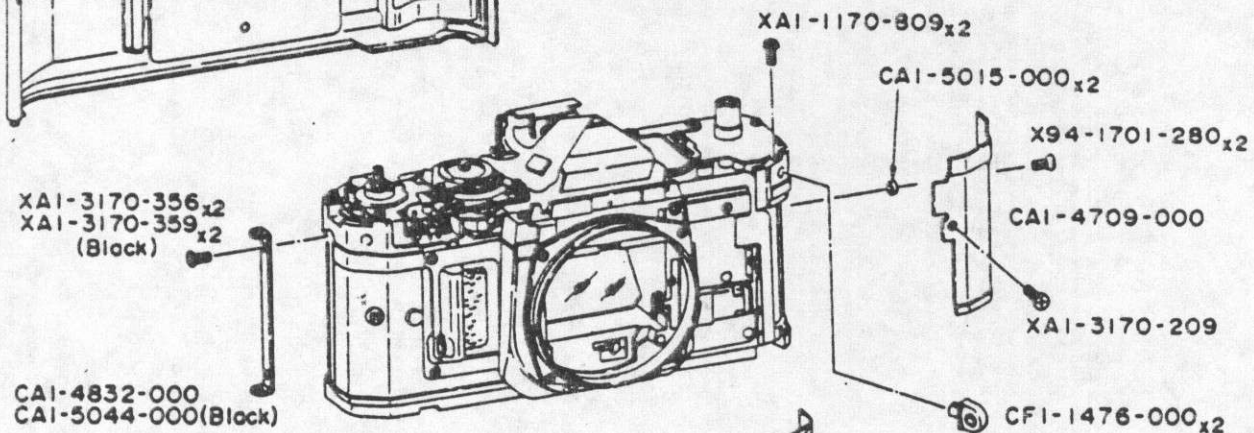


CAI-5152-000 detail

A	A	SIZE
	$\pm 2 \text{ mm } -0.025$	(019)
	$\pm 2 \text{ mm } -0.014$	(020)



CGI-0128-000



CAI-3371-000 detail

A	SIZE
	0.6 mm (060)
	0.7 mm (070)



## PARTS LIST

## COVERS

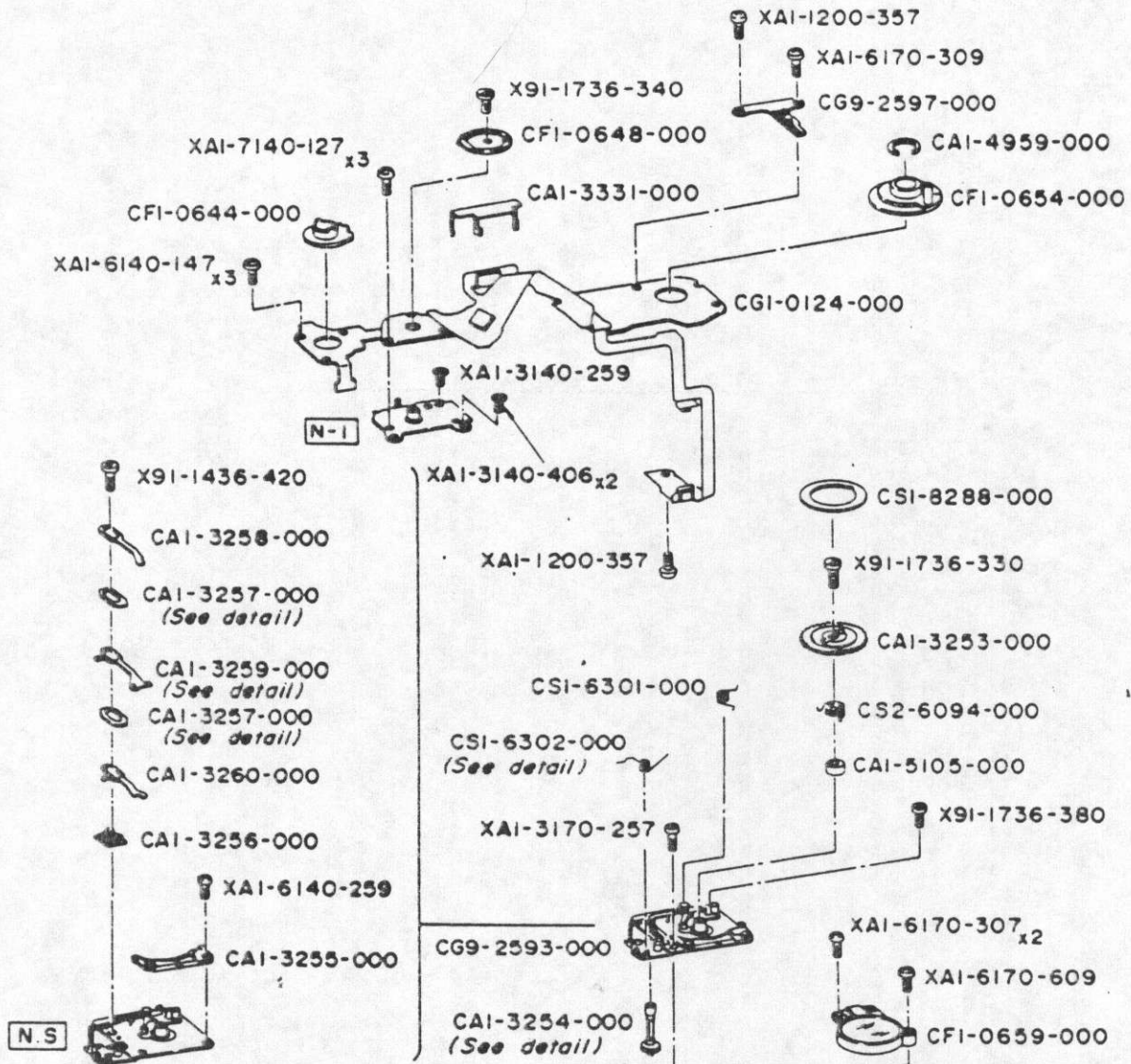
MARK	PART NO.	CLASS	QTY	DESCRIPTION
	97-5644-000	E	1	COIL SPRING
	CA1-0905-000	B	1	COVER, BASE (BL)
	CA1-1093-000	D	1	SCREW
	CA1-1394-000	C	2	ADAPTOR, NECK STRAP
	CA1-3295-000	B	1	COVER, BASE
	CA1-3371-000	D	1	WASHER (BL)
	(ENTER SIZE WHEN ORDERING, SEE DETAIL)			
	CA1-3379-000	B	1	COVERING, RIGHT
	CA1-3380-000	B	1	COVERING, LEFT
	CA1-4707-000	A	1	COVER, COUPLING
	CA1-4709-000	D	1	COVER, BODY
	CA1-4711-000	E	1	ROLLER
	CA1-4832-000	E	1	BRACKET, HINGE SHAFT
	CA1-5015-000	C	2	COLLAR
	CA1-5030-000	D	1	SHIELD, LIGHT
	CA1-5040-000	D	1	SHIELD, LIGHT
	CA1-5044-000	E	1	BRACKET, HINGE SHAFT
	CA1-5074-000	E	1	SCREW, STOPPER
	CA1-5135-000	E	1	SHIELD, LIGHT
	CA1-5152-000	D	1	SHAFT, HINGE
	(ENTER SIZE WHEN ORDERING, SEE DETAIL)			
	CA4-0838-000	C	1	SHIELD, LIGHT
	CF1-0668-000	D	1	PRESSURE PLATE UNIT
	CF1-1476-000	C	2	LUG, NECK STRAP
	CG1-0054-000	B	1	PALM GRIP ASSY
	CG1-0128-000	B	1	BACK COVER UNIT
	XA1-1170-809		2	SCREW, CROSS-RECESS, PH
	XA1-3170-209		1	SCREW, CROSS-RECESS, FCH
	XA1-3170-356		2	SCREW, CROSS-RECESS, FCH
	XA1-3170-359		2	SCREW, CROSS-RECESS, FCH
	X91-1736-220		3	SCREW, CROSS-RECESS, PH
	X94-1701-110		2	SCREW, CROSS-RECESS, FCH
	X94-1701-280		2	SCREW, CROSS-RECESS, FCH

C41-1092-000

FOCUS SCREEN - TYPE E  
 (TYPE SUPPLIED WITH CAMERA)

# CANON AE-1 PROGRAM CANON BLACK AE-1 PROGRAM

REF. NO. CI2-1421,2



CAI-3257-000 detail

A	A	SIZE
	0.20mm	(020)
	0.30mm	(030)

CAI-3254-000 detail

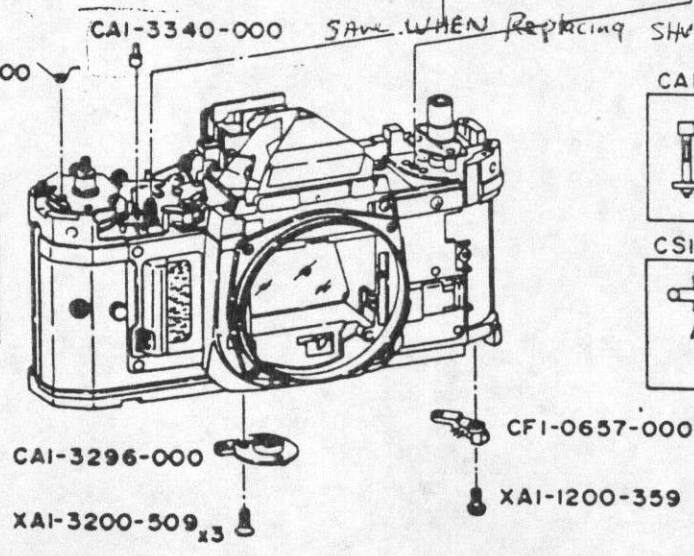
A	A	SIZE
	2.4 mm	(024)
	2.7 mm	(027)

CSI-6302-000 detail

A	A	SIZE
	0.26 mm	(026)
	0.29 mm	(029)

CAI-3259-000 detail

A	A	SIZE
	0.35 mm	(035)
	0.40 mm	(040)



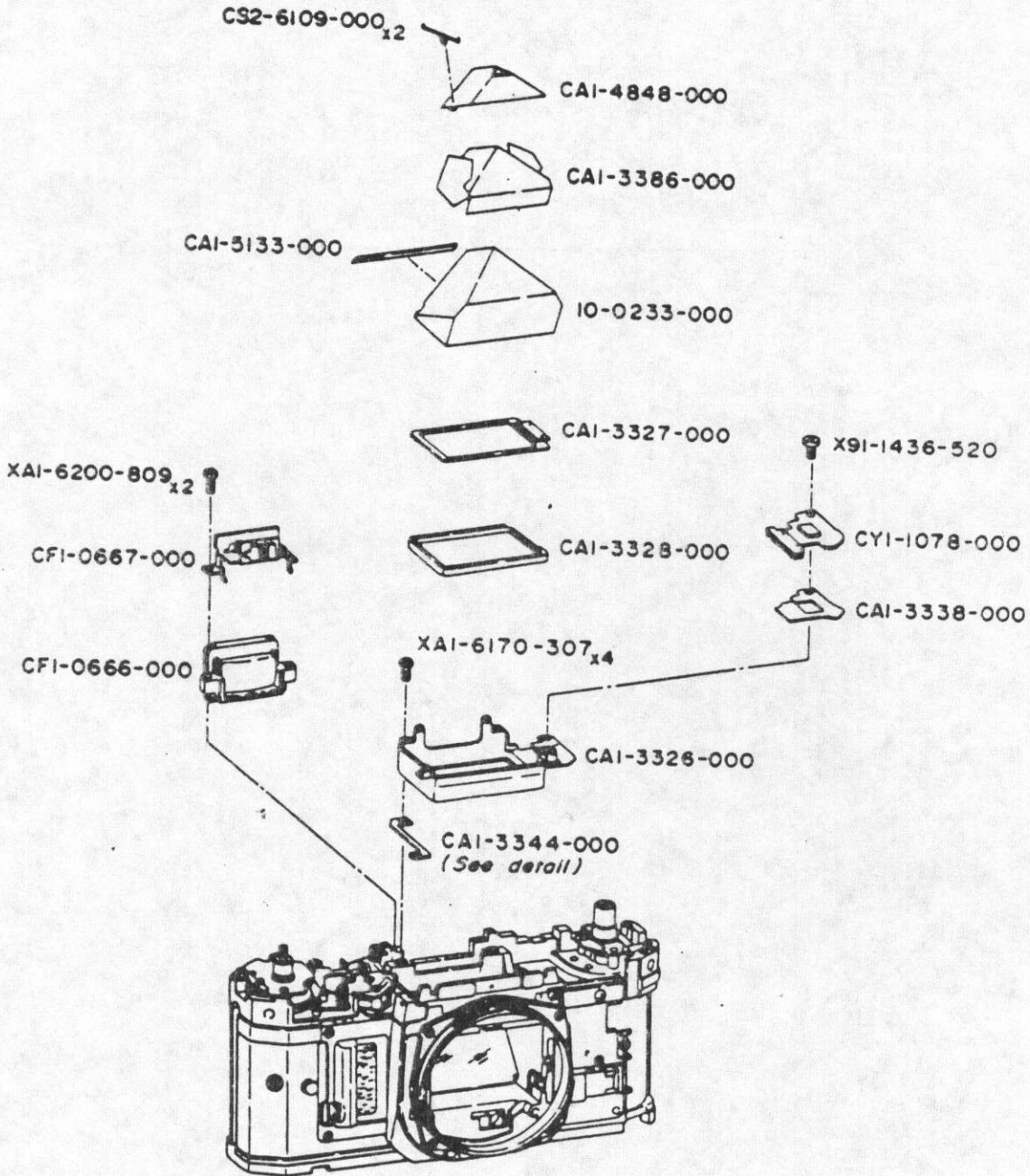


## PARTS LIST

## FILM COUNTER &amp; ELECTRIC PARTS UNIT

MARK	PART NO.	CLASS	QTY	DESCRIPTION
	CA1-3253-000	D	1	GEAR, FILM COUNTER
	CA1-3254-000	C	1	GEAR, FILM COUNTER
	(ENTER SIZE WHEN ORDERING, SEE DETAIL)			
	CA1-3255-000	C	1	INDEX, FILM COUNTER
	CA1-3256-000	D	1	CONTACT, BASE
	CA1-3257-000	C	2	INSULATOR
	(ENTER SIZE WHEN ORDERING, SEE DETAIL)			
	CA1-3258-000	D	1	CONTACT, EARTH
	CA1-3259-000	D	1	CONTACT, SW1
	(ENTER SIZE WHEN ORDERING, SEE DETAIL)			
	CA1-3260-000	D	1	CONTACT, SW2
	CA1-3296-000	D	1	SOCKET, TRIPOD
	CA1-3331-000	E	1	COVER, SPC
	CA1-3340-000	C	1	ACTUATOR, SW5
	CA1-4959-000	B	1	C RING
	CA1-5105-000	C	1	COLLAR
	CF1-0644-000	G	1	SL WIPER ASSY.
N-1	CF1-0646-000	S	1	BASE, SHUTTER SPEED
	CF1-0648-000	C	1	WIPER, SHUTTER
	CF1-0654-000	C	1	WIPER, ASA
	CF1-0657-000	D	1	TERMINAL, MD
	CF1-0659-000	E	1	BEEPER
	CG1-0124-000	B	1	ELECTRIC PARTS UNIT
	CG9-2593-000	C	1	FILM COUNTER UNIT
	CG9-2597-000	D	1	BATTERY CHECK UNIT
	CS1-6301-000	E	1	SPRING, COIL
	CS1-6302-000	E	1	SPRING, COIL
	(ENTER SIZE WHEN ORDERING, SEE DETAIL)			
	CS1-6303-000	E	1	SPRING, COIL
	CS1-8288-000	D	1	DIAL, FILM COUNTER
	CS2-6094-000	D	1	SPRING
	XA1-1200-357		2	SCREW, CROSS-RECESS, PH
	XA1-1200-359		1	SCREW, CROSS-RECESS, PH
	XA1-3140-259		1	SCREW, CROSS-RECESS, FCH
	XA1-3140-406		2	SCREW, CROSS-RECESS, FCH
	XA1-3170-257		1	SCREW, CROSS-RECESS, FCH
	XA1-3200-509		3	SCREW, CROSS-RECESS, FCH
	XA1-6140-147		3	SCREW, CROSS-RECESS, PH
	XA1-6140-259		1	SCREW, CROSS-RECESS, PH
	XA1-6170-307		2	SCREW, CROSS-RECESS, PH
	XA1-6170-309		1	SCREW, CROSS-RECESS, PH
	XA1-6170-609		1	SCREW, CROSS-RECESS, PH
	XA1-7140-127		3	SCREW, CROSS-RECESS, PH
	X91-1436-420		1	SCREW, CROSS-RECESS, PH
	X91-1736-330		1	SCREW, CROSS-RECESS, PH
	X91-1736-340		1	SCREW, CROSS-RECESS, PH
	X91-1736-380		1	SCREW, CROSS-RECESS, PH

CANON AE-1 PROGRAM REF. NO. C12-1421,2  
 CANON BLACK AE-1 PROGRAM



CAI-3344-000 detail

A	A	SIZE
	0.05 mm	(005)
	0.10 mm	(010)
	0.15 mm	(015)



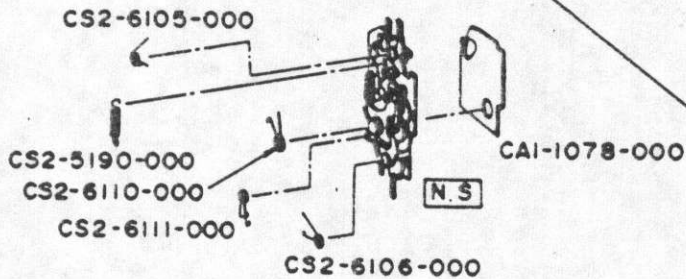
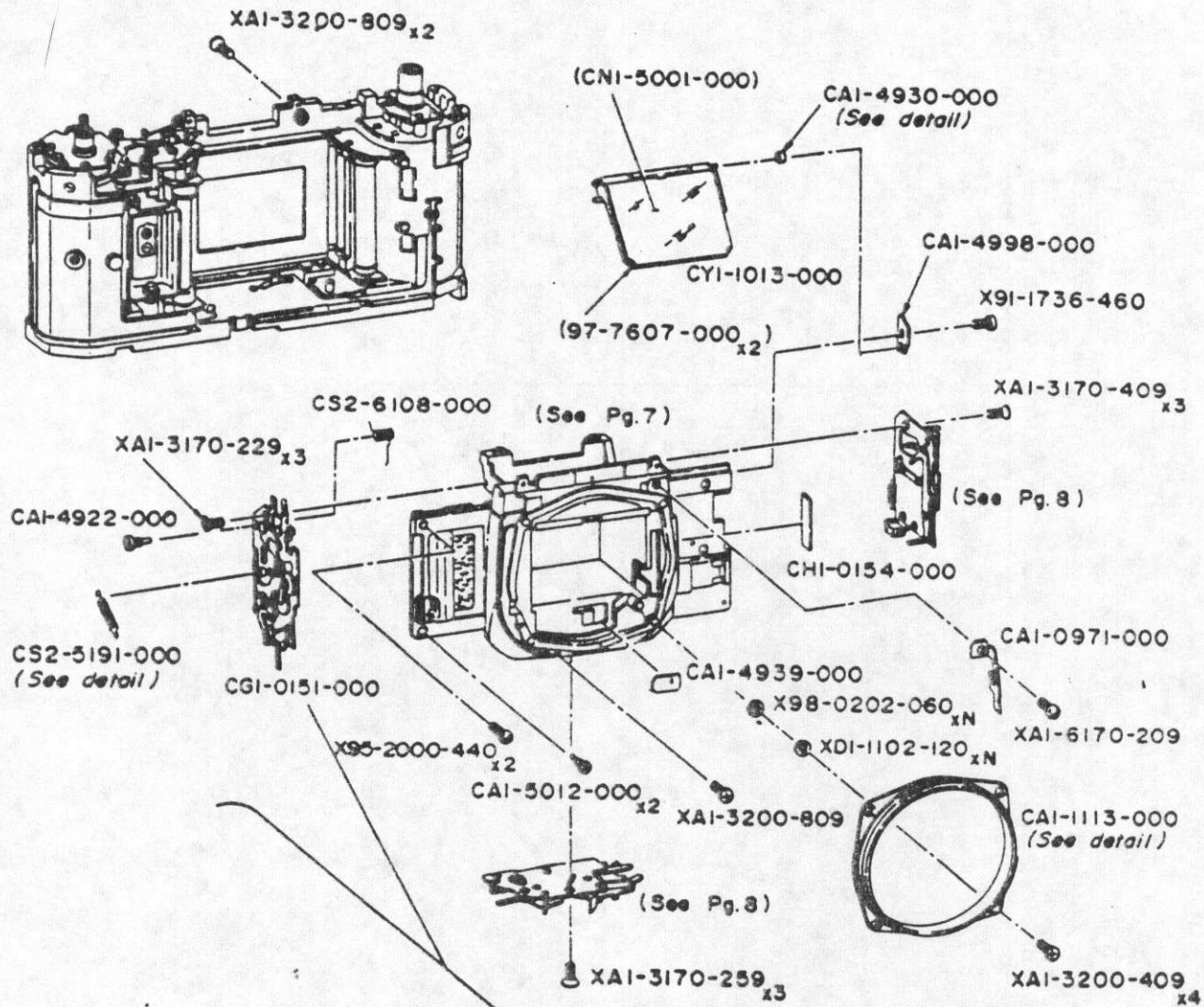
## PARTS LIST

## FINDER PARTS

MARK	PART NO.	CLASS	QTY	DESCRIPTION
	10-0233-000	C	1	PENTAPRISM
	CA1-3326-000	D	1	BOX, PENTAPRISM
	CA1-3327-000	C	1	MASK, FINDER
	CA1-3328-000	E	1	SPACER, PENTAPRISM
	CA1-3338-000	D	1	SHEET, INSULATING (TOP COVER)
	CA1-3344-000	D	1	WASHER, ADJUSTING
	(ENTER SIZE WHEN ORDERING, SEE DETAIL)			
	CA1-3386-000	D	1	COVER, PENTAPRISM
	CA1-4848-000	E	1	HOLDER, PENTAPRISM
	CA1-5133-000	D	1	SPACER
	CA1-0666-000	B	1	EYEPIECE
	CF1-0667-000	C	1	SPC BRACKET ASSY.
	CS2-6109-000	D	2	SPRING
	CY1-1078-000	B	1	DECODER DRIVER UNIT
	XA1-6170-307		4	SCREW, CROSS-RECESS, PH
	XA1-6200-809		2	SCREW, CROSS-RECESS, PH
	X91-1436-520		1	SCREW, SLOTTED, FFH

# CANON AE-1 PROGRAM REF. NO. CI2-1421,2

## CANON BLACK AE-1 PROGRAM



CAI-1113-000 detail

A	SIZE
5.3 mm (000)	
5.1 mm (001) (STD.)	

CAI-4930-000 detail

A	SIZE
1.15 mm (115)	
1.25 mm (125) (STD.)	
1.35 mm (135)	

CS2-5191-000 detail

A	B	SIZE
800 g	600 g	(002) (STD.)
1000 g	750 g	(003)

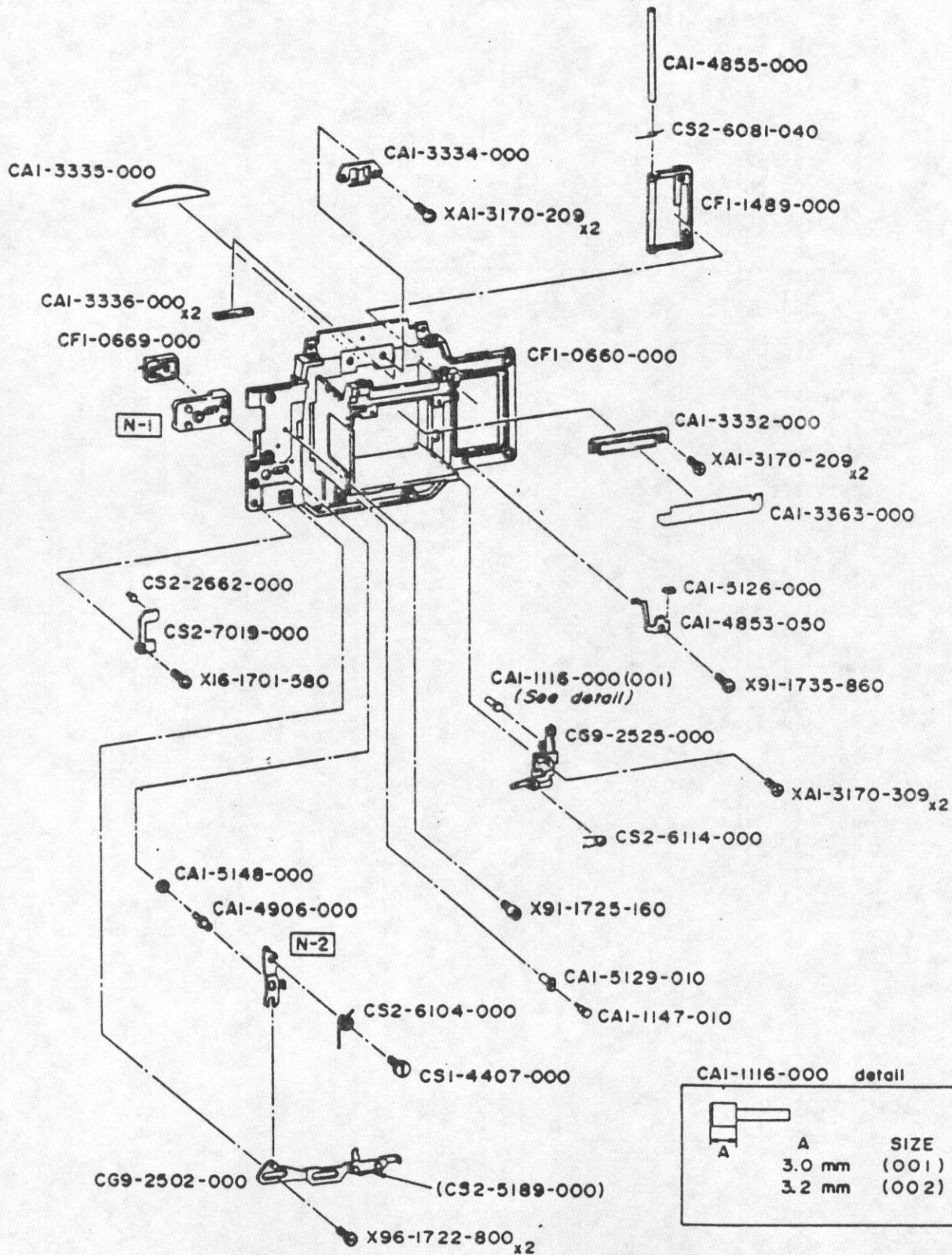


## PARTS LIST

## BODY MOUNT &amp; MIRROR MECHANISM

MARK	PART NO.	CLASS	QTY	DESCRIPTION
	97-7607-000	B	2	MIRROR HOLDER
	CA1-0971-000	E	1	CONTACT
	CA1-1078-000	E	1	LIGHT SHIELD
	CA1-1113-000	D	1	BODY MOUNT
	(ENTER SIZE WHEN ORDERING, SEE DETAIL)			
	CA1-4922-000	E	1	SCREW, SHOULDER
	CA1-4930-000	E	1	COLLAR
	(ENTER SIZE WHEN ORDERING, SEE DETAIL)			
	CA1-4939-000	D	1	PLATE, INDICATOR
	CA1-4998-000	E	1	PLATE, ADJUSTING
	CA1-5012-000	D	2	SCREW, SHOULDER
	CG1-0151-000	C	1	MIRROR MECHANISM
	CH1-0154-000	E	1	BOARD, PRINTED CIRCUIT
	CN1-5001-000	A	1	MIRROR
	CS2-5190-000	E	1	SPRING, COIL
	CS2-5191-000	E	1	SPRING, COIL
	(ENTER SIZE WHEN ORDERING, SEE DETAIL)			
	CS2-6105-000	E	1	SPRING
	CS2-6106-000	E	1	SPRING
	CS2-6108-000	E	1	SPRING
	CS2-6110-000	E	1	SPRING
	CS2-6111-000	E	1	SPRING
	CY1-1013-000	C	1	MIRROR UNIT
	XA1-3170-229		3	SCREW, CROSS-RECESS, FCH
	XA1-3170-259		3	SCREW, CROSS-RECESS, FCH
	XA1-3170-409		3	SCREW, CROSS-RECESS, FCH
	XA1-3200-409		3	SCREW, CROSS-RECESS, FCH
	XA1-3200-809		3	SCREW, CROSS-RECESS, FCH
	XA1-6170-209		1	SCREW, CROSS-RECESS, PH
	XD1-1102-120		N	WASHER
	X91-1736-460		1	SCREW, CROSS-RECESS, PH
	X95-2000-440		2	SCREW, CROSS-RECESS, OCH
	X98-0202-060		1	WASHER

CANON AE-1 PROGRAM REF. NO. CI2-1421,2  
 CANON BLACK AE-1 PROGRAM



CAI-1116-000 detail

A	SIZE
3.0 mm	(001)
3.2 mm	(002)



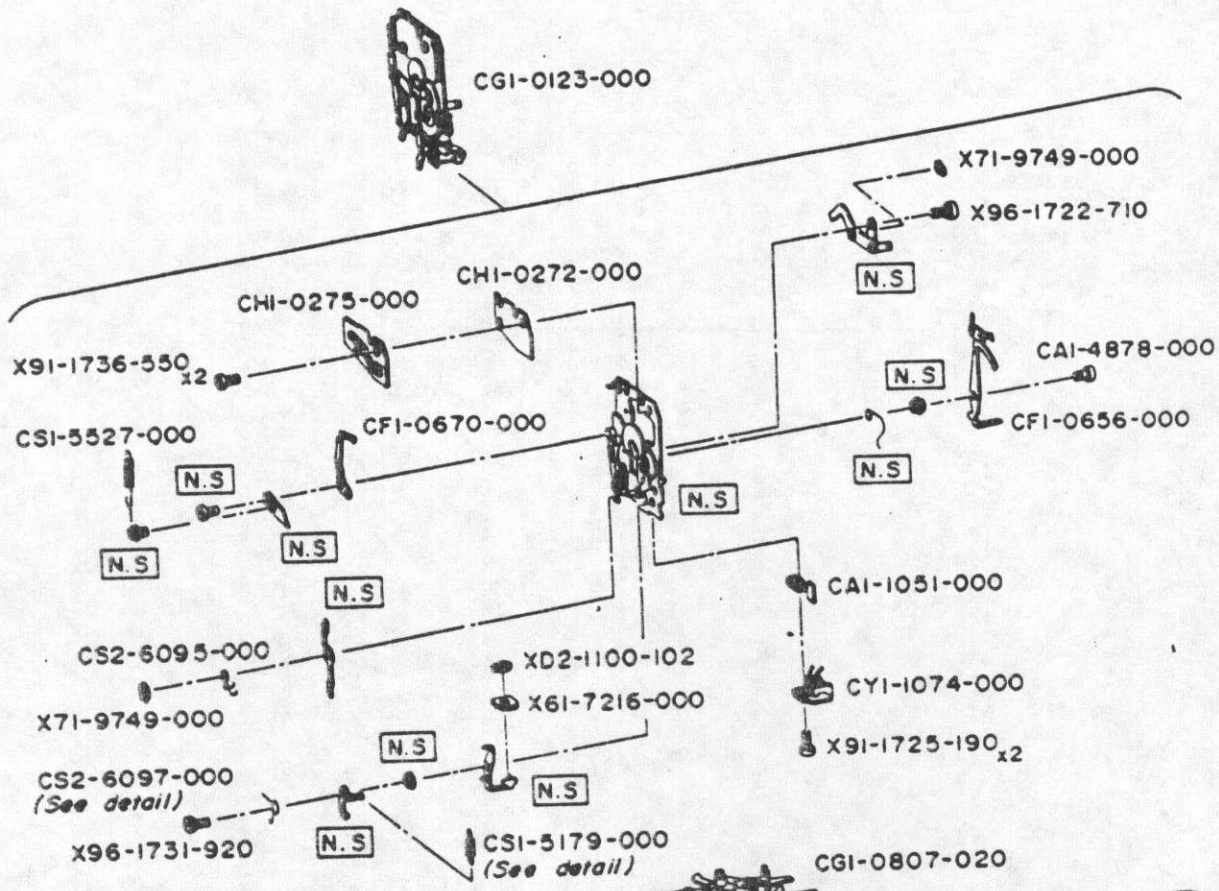
## PARTS LIST

## FRONT PANEL (MIRROR BOX)

MARK	PART NO.	CLASS	QTY	DESCRIPTION
N-2	CA1-1029-000	S	1	LEVER, STOP-DOWN
N-1	CA1-1095-000	S	1	BASE, STOP-DOWN LEVER
	CA1-1116-000	E	1	PIN, A-M CHANGE
	(ENTER SIZE WHEN ORDERING, SEE DETAIL)			
	CA1-1147-010	D	1	SCREW, MAX. APERTURE CORRECT.
	CA1-3332-000	E	1	BRACKET, FOCUSING SCREEN
	CA1-3334-000	C	1	CATCH, FOCUSING SCREEN
	CA1-3335-000	E	1	PANEL, BLIND
	CA1-3336-000	C	1	SHIELD, LIGHT
	CA1-3363-000	D	1	LIGHT SHIELD
	CA1-4853-050	E	1	SPRING, PLATE
	CA1-4855-000	D	1	SHAFT, HINGE
	CA1-4906-000	E	1	SCREW, SHAFT
	CA1-5126-000	C	1	SHIELD, LIGHT
	CA1-5129-010	D	1	PIN, MAX. APERTURE CORRECTION
	CA1-5148-000	E	1	WASHER
	CF1-0660-000	E	1	PANEL, FRONT
	CF1-0669-000	C	1	KNOB, STOP-DOWN
	CF1-1489-000	C	1	COVER, BATTERY CHAMBER
	CG9-2502-000	E	1	SLIDE LEVER UNIT
	CG9-2525-000	D	1	A-M CONTACT ASSY.
	CS1-4407-000	E	1	SCREW, SHOULDER
	CS2-2662-000	E	1	BUTTON, LOCK RELEASE
	CS2-5189-000	E	1	SPRING, COIL
	CS2-6081-040	D	1	SPRING
	CS2-6104-000	D	1	SPRING
	CS2-6114-000	E	1	SPRING
	CS2-7019-000	E	1	SPRING, PLATE
	XA1-3170-209		4	SCREW, CROSS-RECESS, FCH
	XA1-3170-309		2	SCREW, CROSS-RECESS, FCH
	X16-1701-580		1	SCREW, CROSS-RECESS, PH
	X91-1725-160		1	SCREW, SLOTTED, FFH
	X91-1735-860		1	SCREW, CROSS-RECESS, PH
	X96-1722-800		2	SCREW, SLOTTED, SHOULDER

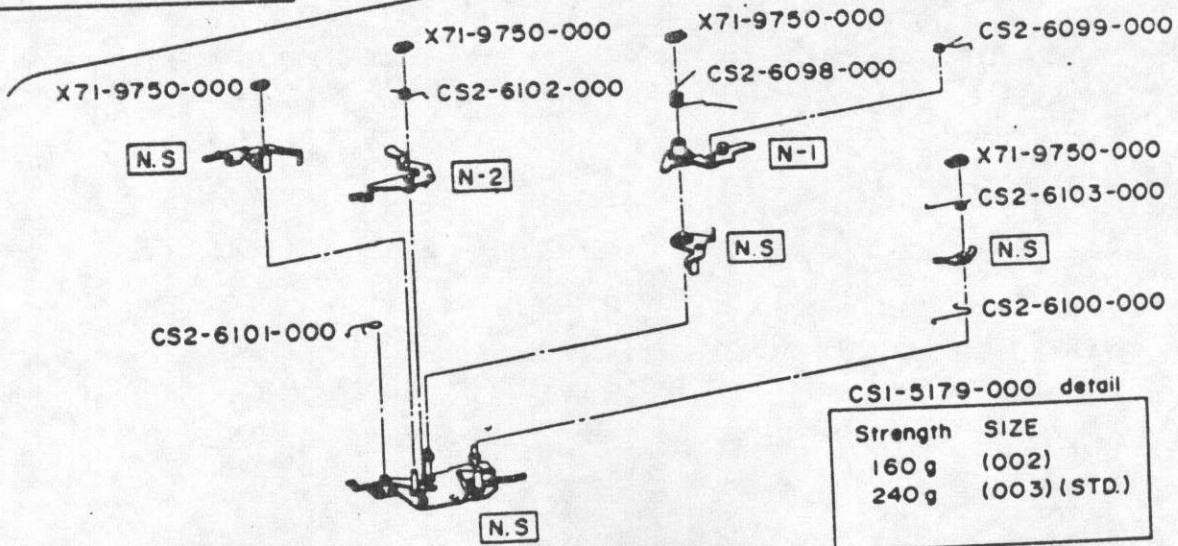
# CANON AE-1 PROGRAM CANON BLACK AE-1 PROGRAM

REF. NO. C12-1421,2



**CS2-6097-000 detail**

A	SIZE
	0.16 mm (010)
	0.18 mm (020)



**CSI-5179-000 detail**

Strength	SIZE
160 g	(002)
240 g	(003) (STD.)

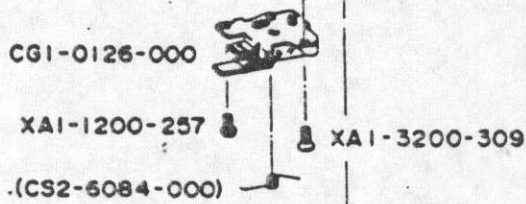
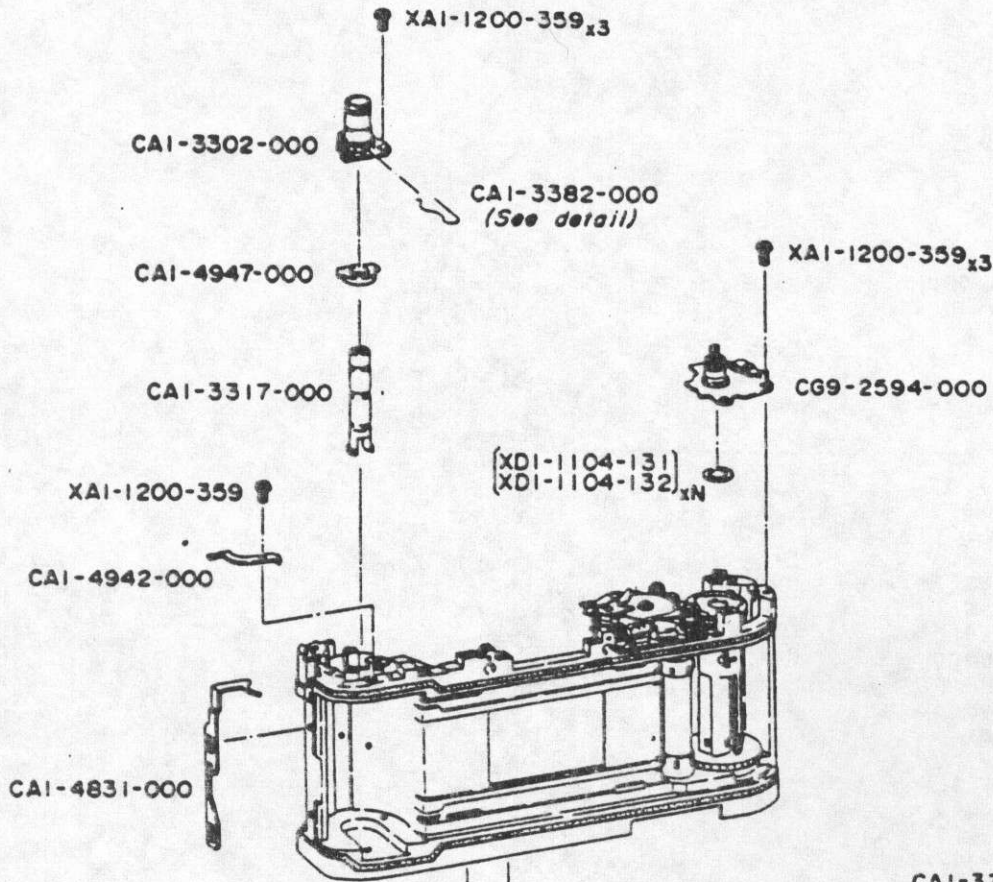


## PARTS LIST

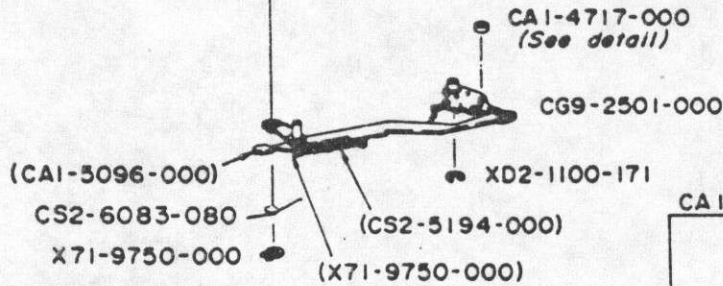
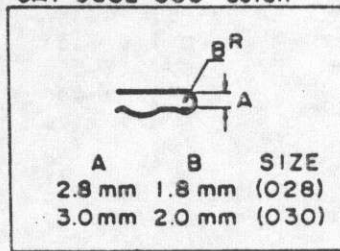
## AE UNIT &amp; AUTO DIAPHRAGM UNIT

MARK	PART NO.	CLASS	QTY	DESCRIPTION
	CA1-1051-000	E	1	SPACER
	CA1-4878-000	E	1	SCREW, SHOULDER
	CF1-0656-000	D	1	WIPER, AVO
	CF1-0670-000	E	1	BRUSH, AVS
N-1	CF1-1454-000	S	1	LEVER, DIAPHRAGM CHARGE
N-2	CF1-1456-000	S	1	LEVER, MAIN CHARGE
	CG1-0123-000	C	1	AE UNIT
	CG1-0807-020	B	1	AUTO DIAPHRAGM UNIT
	CH1-0272-000	D	1	AVO SWITCH PATTERN
	CH1-0275-000	D	1	AE PATTERN
	CS1-5179-000	E	1	SPRING, COIL
	(ENTER SIZE WHEN ORDERING, SEE DETAIL)			
	CS1-5527-000	D	1	SPRING
	CS2-6095-000	E	1	SPRING
	CS2-6097-000	D	1	SPRING
	(ENTER SIZE WHEN ORDERING, SEE DETAIL)			
	CS2-6098-000	E	1	SPRING
	CS2-6099-000	E	1	SPRING
	CS2-6100-000	E	1	SPRING
	CS2-6101-000	E	1	SPRING
	CS2-6102-000	E	1	SPRING
	CS2-6103-000	E	1	SPRING
	CY1-1074-000	D	1	MAGNET, AE
	XD2-1100-102		1	E RING
	X61-7216-000	B	1	ARMATURE
	X71-9749-000	B	2	RETAINER
	X71-9750-000	C	4	RETAINER
	X91-1725-190		2	SCREW, CROSS-RECESS, PH
	X91-1736-550		2	SCREW, CROSS-RECESS, PH
	X96-1722-710		1	SCREW, SLOTTED, SHOULDER
	X96-1731-920		1	SCREW, SLOTTED, SHOULDER

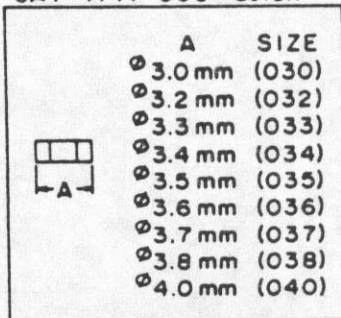
# CANON AE-1 PROGRAM      REF. NO. C12-1421,2 CANON BLACK AE-1 PROGRAM



CAI-3382-000 detail



CAI-4717-000 detail



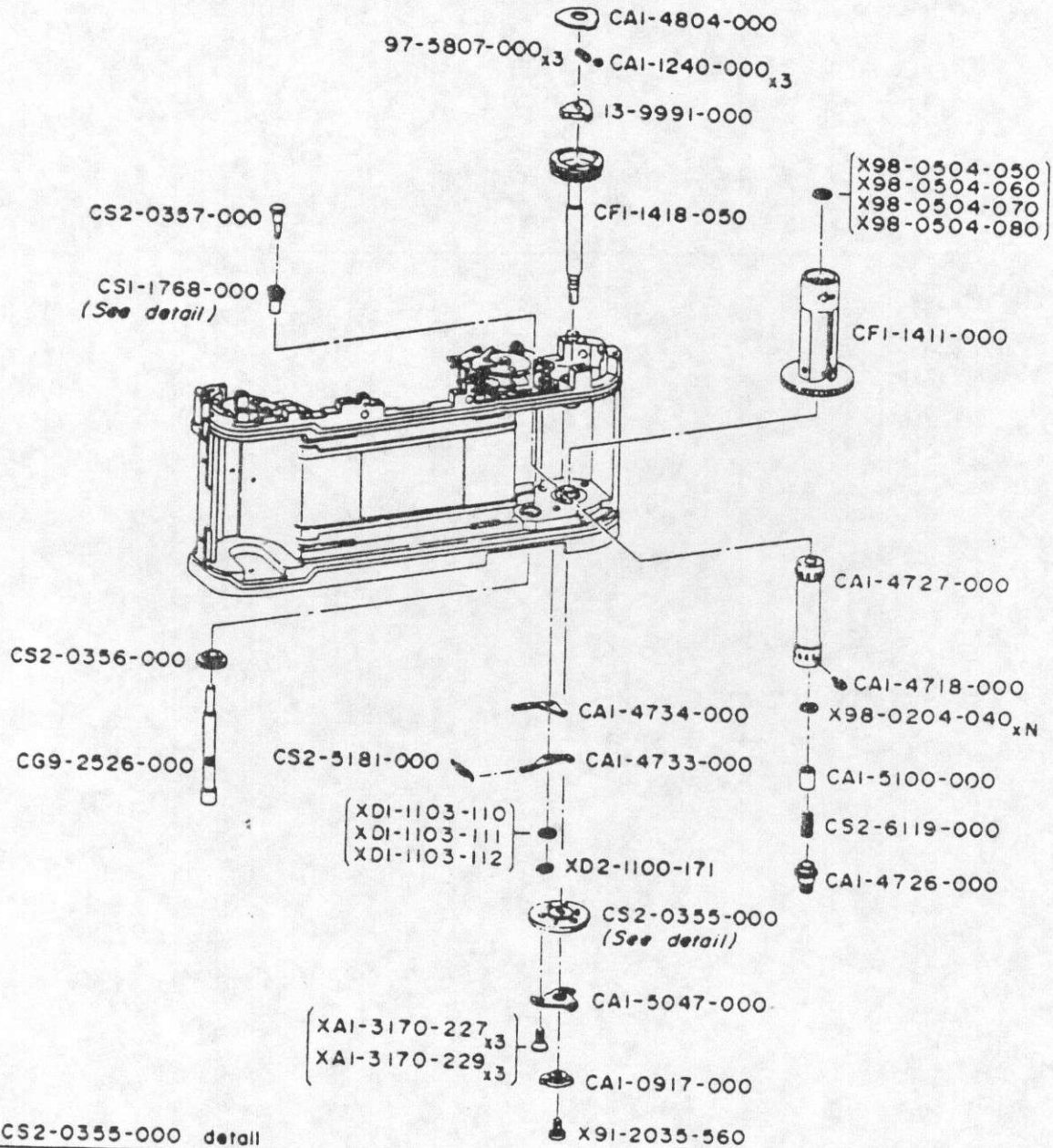


## PARTS LIST

## REWIND FORK &amp; CONNECTING LEVER

MARK	PART NO.	CLASS	QTY	DESCRIPTION
	CA1-3302-000	B	1	HOLDER, REWIND SHAFT
	CA1-3317-000	B	1	SHAFT, REWIND
	CA1-3382-000	D	1	SPRING, CLICK
	(ENTER SIZE WHEN ORDERING, SEE DETAIL)			
	CA1-4717-000	E	1	COLLAR
	(ENTER SIZE WHEN ORDERING SEE DETAIL)			
	CA1-4831-000	E	1	HOOK
	CA1-4942-000	E	1	SPRING, PLATE
	CA1-4947-000	C	1	LIFTER, HOOK
	CA1-5096-000	E	1	CAP
	CG1-0126-000	B	1	MAGNET UNIT
	CG9-2501-000	D	1	CONNECTING LEVER UNIT
	CG9-2594-000	D	1	WINDING UNIT
	CS2-5194-000	E	1	SPRING, COIL
	CS2-6083-080	D	1	SPRING
	CS2-6084-000	E	1	SPRING
	XA1-1200-257		1	SCREW, CROSS-RECESS, PH
	XA1-1200-359		7	SCREW, CROSS-RECESS, PH
	XA1-3200-309		1	SCREW, CROSS-RECESS, FCH
	XD1-1104-131		N	WASHER
	XD1-1104-132			
	XD2-1100-171		1	E RING
	X71-9750-000	C	2	RETAINER

CANON AE-1 PROGRAM REF. NO. CI2-1421,2  
 CANON BLACK AE-1 PROGRAM



CS2-0355-000 detail



A	SIZE	SCREW
0°	(010)	(Black)
3.45°	(050)	(Chrome)

Screw color indicates size.

CSI-1768-000 detail



A	SIZE
5.0 mm	(050)
5.1 mm	(051)



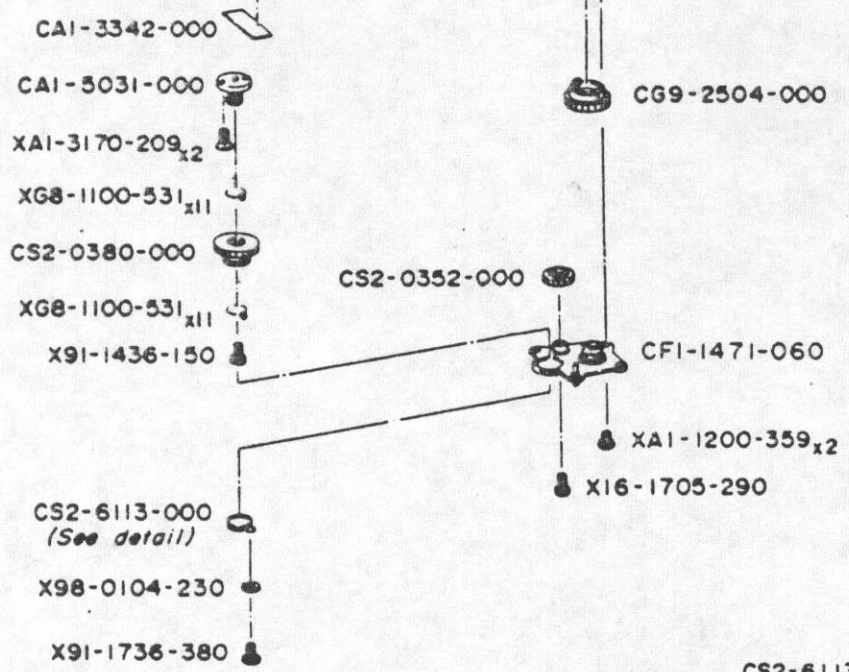
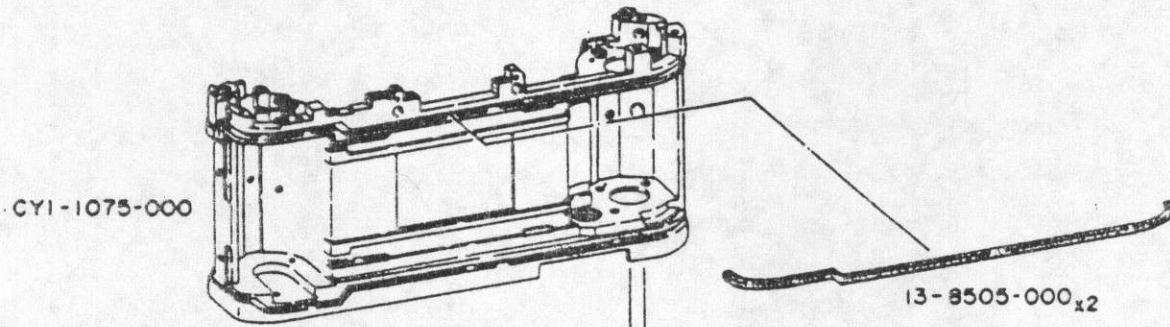
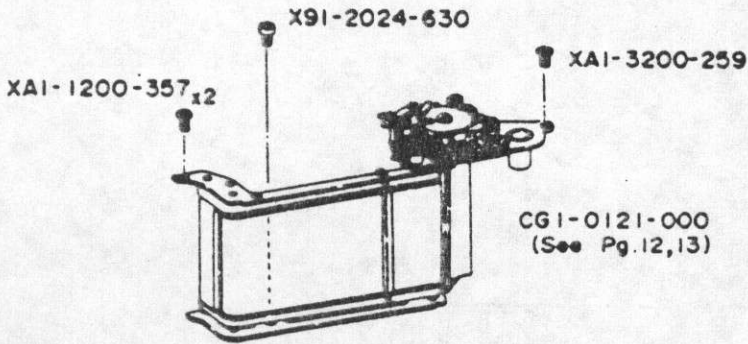
## PARTS LIST

## SPOOL &amp; SPROCKET


MARK	PART NO.	CLASS	QTY	DESCRIPTION
	13-9991-000	D	1	CLUTCH CAM
	97-5807-000	B	3	COIL SPRING
	CA1-0917-000	D	1	COUPLER, MD
	CA1-1240-000	E	3	ROLLER
	CA1-4718-000	D	1	SETSCREW
	CA1-4726-000	D	1	CLUTCH, SPROCKET
	CA1-4727-000	B	1	SPROCKET
	CA1-4733-000	E	1	LEVER, REWIND-ADVANCE 1
	CA1-4734-000	E	1	LEVER, REWIND-ADVANCE 2
	CA1-4804-000	E	1	PLATE, COVER
	CA1-5047-000	E	1	CAM, CHARGE
	CA1-5100-000	D	1	COLLAR
	CF1-1411-000	E	1	SPOOL
	CF1-1418-050	D	1	SHAFT, WINDING
	CG9-2526-000	D	1	SHAFT, SPROCKET
	CS1-1768-000	E	1	BUSH, SPROCKET
	(ENTER SIZE WHEN ORDERING, SEE DETAIL)			
	CS2-0355-000	E	1	GEAR, CHARGE
	(ENTER SIZE WHEN ORDERING, SEE DETAIL)			
	CS2-0356-000	E	1	GEAR, SPROCKET
	CS2-0357-000	E	1	GEAR, FILM COUNTER
	CS2-5181-000	E	1	SPRING, COIL
	CS2-6119-000	E	1	SPRING, COIL
	XA1-3170-227		3	SCREW, CROSS-RECESS, FCH
	XA1-3170-229		3	SCREW, CROSS-RECESS, FCH
	XD1-1103-110		N	WASHER
	XD1-1103-111			
	XD1-1103-112			
	XD2-1100-171		1	E RING
	X91-2035-560		1	SCREW, CROSS-RECESS, PH
	X98-0204-040		N	WASHER
	X98-0504-050		N	WASHER
	X98-0504-060			
	X98-0504-070			
	X98-0504-080			

# CANON AE-1 PROGRAM CANON BLACK AE-1 PROGRAM

REF. NO. C12-1421,2



CS2-6113-000 detail

	A	SIZE
	6.9 mm	(945)
	7.0 mm	(045)



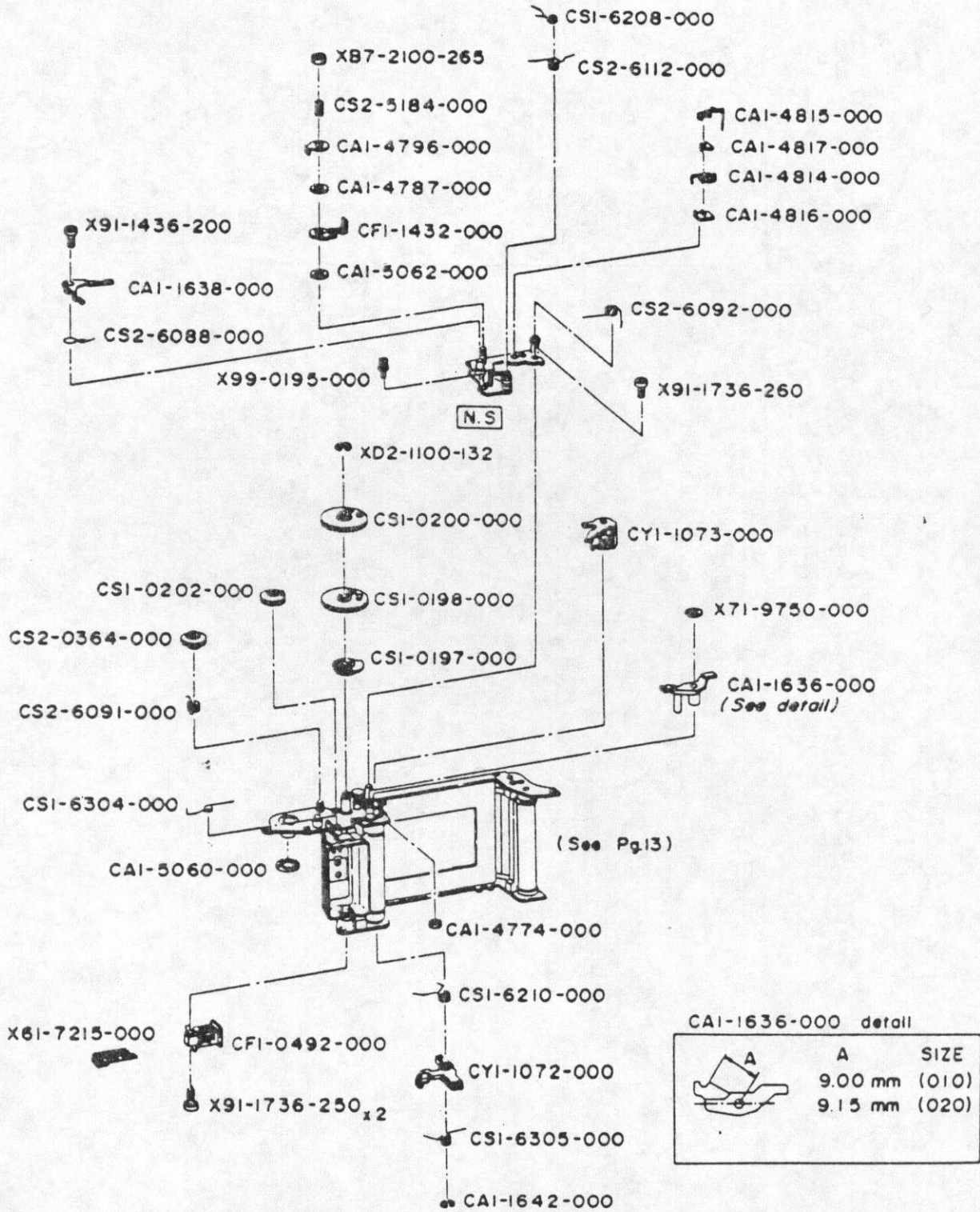
## PARTS LIST

## BASE, WINDING

MARK	PART NO.	CLASS	QTY	DESCRIPTION
	13-8505-000	A	2	LIGHT SHIELD
	CA1-3342-000	E	1	INSULATOR
	CA1-5031-000	E	1	FLANGE, GEAR MOUNTING
	CF1-1471-060	D	1	BASE, WINDING
	CG1-0121-000	C	1	SHUTTER UNIT
	CG9-2504-000	D	1	SPOOL GEAR UNIT
	CS2-0352-000	E	1	GEAR, IDLER
	CS2-0380-000	E	1	GEAR, COMPOUND
	CS2-6113-000	E	1	SPRING
	(ENTER SIZE WHEN ORDERING, SEE DETAIL)			
	CY1-1075-000	E	1	BODY
	XA1-1200-357		2	SCREW, CROSS-RECESS, PH
	XA1-1200-359		2	SCREW, CROSS-RECESS, PH
	XA1-3170-209		2	SCREW, CROSS-RECESS, FCH
	XA1-3200-259		1	SCREW, CROSS-RECESS, FCH
	XG8-1100-531		22	BALL, STEEL
	X16-1705-290		1	SCREW, CROSS-RECESS, PH
	X91-1436-150		1	SCREW, CROSS-RECESS, PH
	X91-1736-380		1	SCREW, CROSS-RECESS, PH
	X91-2024-630		1	SCREW, SLOTTED, FFH
	X98-0104-230		1	WASHER

# CANON AE-1 PROGRAM REF. NO. C12-1421,2

## CANON BLACK AE-1 PROGRAM



- CS2-6208-000
- CS2-6112-000
- CAI-4815-000
- CAI-4817-000
- CAI-4814-000
- CAI-4816-000
- CS2-6092-000
- X91-1736-260
- X91-1436-200
- CAI-1638-000
- CS2-6088-000
- X99-0195-000
- X87-2100-265
- CS2-5184-000
- CAI-4796-000
- CAI-4787-000
- CFI-1432-000
- CAI-5062-000
- XD2-1100-132
- CSI-0200-000
- CSI-0202-000
- CSI-0198-000
- CSI-0197-000
- CS2-0364-000
- CS2-6091-000
- CYI-1073-000
- X71-9750-000
- CAI-1636-000 (See detail)
- CSI-6304-000
- CAI-5060-000
- CAI-4774-000
- CSI-6210-000
- CYI-1072-000
- CSI-6305-000
- CAI-1642-000
- X61-7215-000
- CFI-0492-000
- X91-1736-250 x2

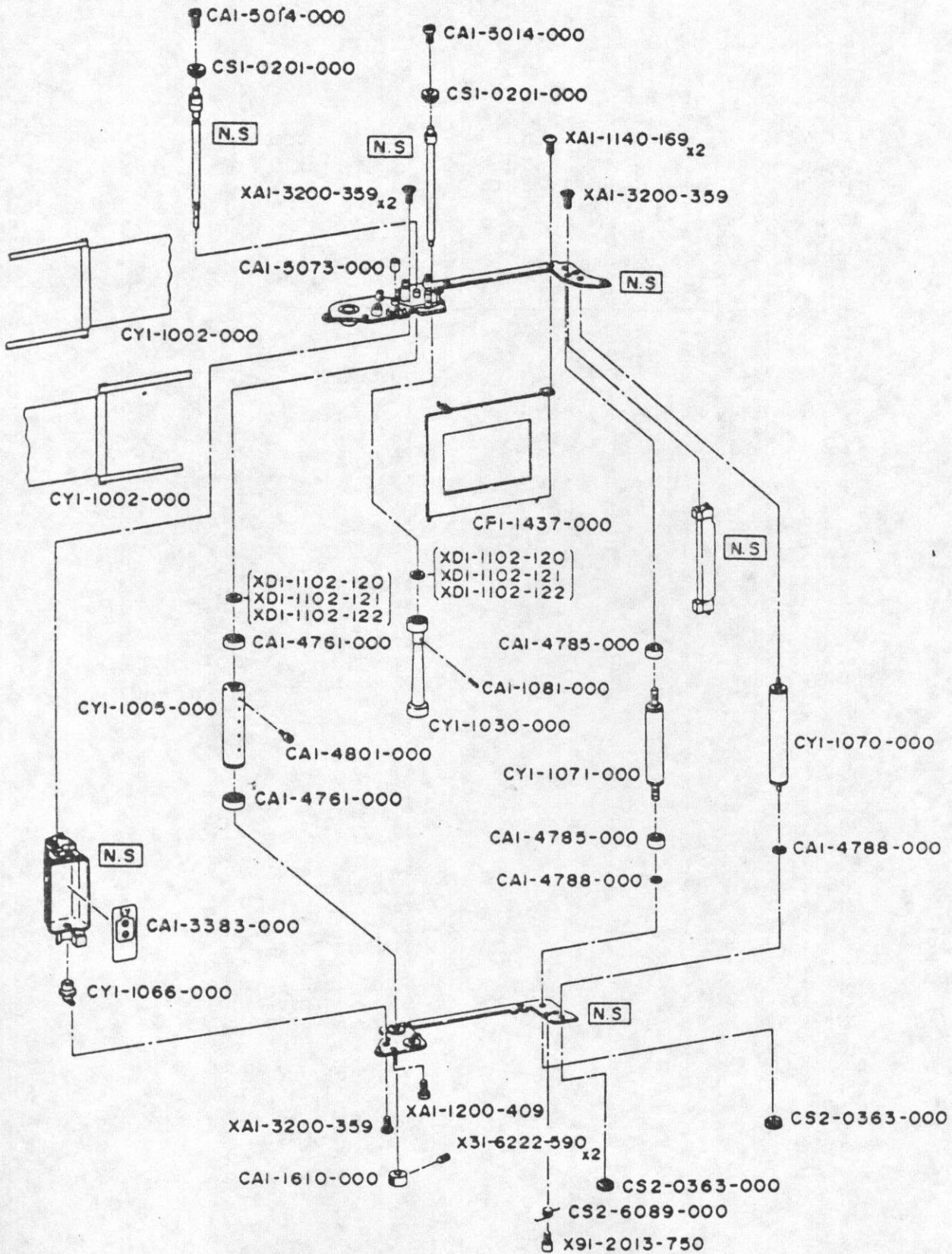


## PARTS LIST

## SHUTTER

MARK	PART NO.	CLASS	QTY	DESCRIPTION
	CA1-1636-000	E	1	LEVER, 1ST CURTAIN LATCH
	(ENTER SIZE WHEN ORDERING, SEE DETAIL)			
	CA1-1638-000	E	1	LEVER
	CA1-1642-000	D	1	E RING
	CA1-4774-000	E	1	NUT
	CA1-4787-000	E	1	PAD, BRAKE
	CA1-4796-000	E	1	WASHER
	CA1-4814-000	E	1	X CONTACT
	CA1-4815-000	E	1	X CONTACT
	CA1-4816-000	E	1	INSULATOR
	CA1-4817-000	E	1	INSULATOR
	CA1-5060-000	C	1	SHIELD, LIGHT
	CA1-5062-000	E	1	WASHER, PULLEY
	CF1-0492-000	B	1	MAGNET, SHUTTER
	CF1-1432-000	E	1	BRAKE, 1ST CURTAIN
	CS1-0197-000	E	1	GEAR
	CS1-0198-000	E	1	GEAR
	CS1-0200-000	E	1	GEAR
	CS1-0202-000	E	1	GEAR, IDLER
	CS1-6208-000	E	1	SPRING
	CS1-6210-000	E	1	SPRING
	CS1-6304-000	E	1	COUNTER
	CS1-6305-000	D	1	SPRING
	CS2-0364-000	D	1	GEAR, IDLER
	CS2-5184-000	E	1	SPRING, COIL
	CS2-6088-000	E	1	SPRING
	CS2-6091-000	D	1	SPRING
	CS2-6092-000	E	1	SPRING
	CS2-6112-000	E	1	SPRING
	CY1-1072-000	D	1	LEVER, 2ND CURTAIN RELEASE
	CY1-1073-000	E	1	2ND CURTAIN BRAKE UNIT
	XB7-2100-265		1	NUT, HEXAGONAL
	XD2-1100-132		1	E RING
	X61-7215-000	B	1	CORE, MAGNET
	X71-9750-000	C	1	RETAINER
	X91-1436-200		1	SCREW, CROSS-RECESS, PH
	X91-1736-250		2	SCREW, CROSS-RECESS, PH
	X91-1736-260		1	SCREW, CROSS-RECESS, PH
	X99-0195-000		1	SCREW, SLOTTED, SHOULDER

# CANON AE-1 PROGRAM CANON BLACK AE-1 PROGRAM





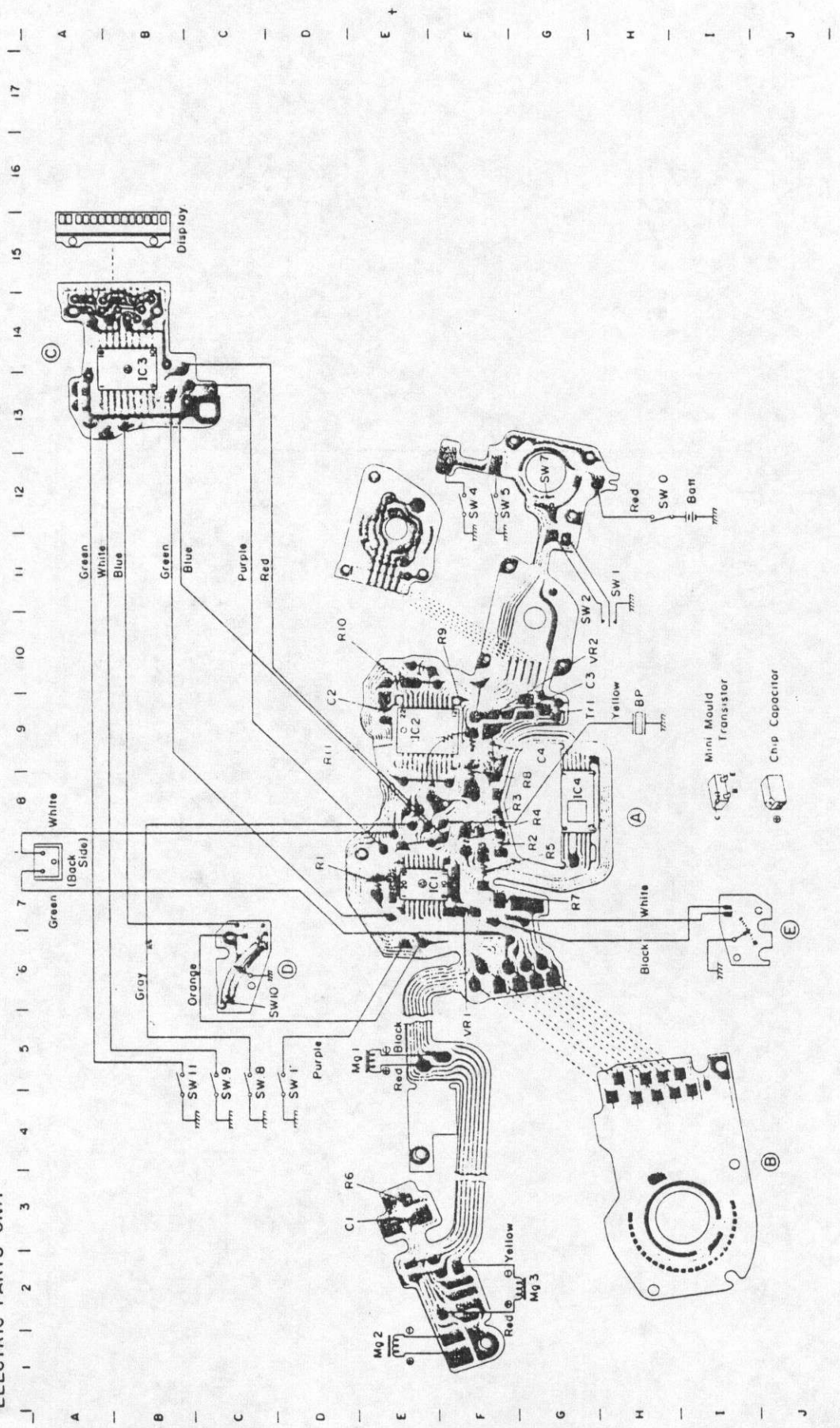
## PARTS LIST

## SHUTTER

MARK	PART NO.	CLASS	QTY	DESCRIPTION
	CA1-1081-000	E	1	PIN, SPRING
	CA1-1610-000	E	1	CAM, CURTAIN LATCH
	CA1-3383-000	D	1	SEAL, BATTERY
	CA1-4761-000	E	2	ROLLER, 1ST CURTAIN TAPE
	CA1-4785-000	E	2	ROLLER, 2ND CURTAIN TAPE
	CA1-4788-000	E	2	WASHER
	CA1-4801-000	E	1	SCREW, ALIGNMENT PIN
	CA1-5014-000	E	2	SCREW
	CA1-5073-000	E	1	SHOCK ABSORBER
	CF1-1437-000	D	1	SHIELD, LIGHT
	CS1-0201-000	E	2	GEAR, PINION
	CS2-0363-000	E	2	GEAR
	CS2-6089-000	E	1	SPRING
	CY1-1002-000	C	2	CURTAIN, 1ST SHUTTER
	CY1-1005-000	E	1	DRUM, 2ND CURTAIN
	CY1-1030-000	E	1	DRUM, 1ST CURTAIN
	CY1-1066-000	D	1	BATTERY, CONTACT UNIT
	CY1-1070-000	E	1	DRUM, 2ND CURTAIN
	CY1-1071-000	E	1	DRUM, 1ST CURTAIN
	XA1-1140-169		2	SCREW, CROSS-RECESS, PH
	XA1-1200-409		1	SCREW, - CROSS-RECESS, PH
	XA1-3200-359		4	SCREW, CROSS-RECESS, FCH
	XD1-1102-120		N	WASHER
	XD1-1102-121			
	XD1-1102-122			
	X31-6222-590		2	SETSCREW, HEXAGONAL SOCKET, HLHP
	X91-2013-750		1	SCREW, SLOTTED, FFH

CANON AE-1 PROGRAM  
CANON BLACK AE-1 PROGRAM

ELECTRIC PARTS UNIT





CANON AE-1 PROGRAM  
CANON BLACK AE-1 PROGRAM

WIRING DIAGRAM

